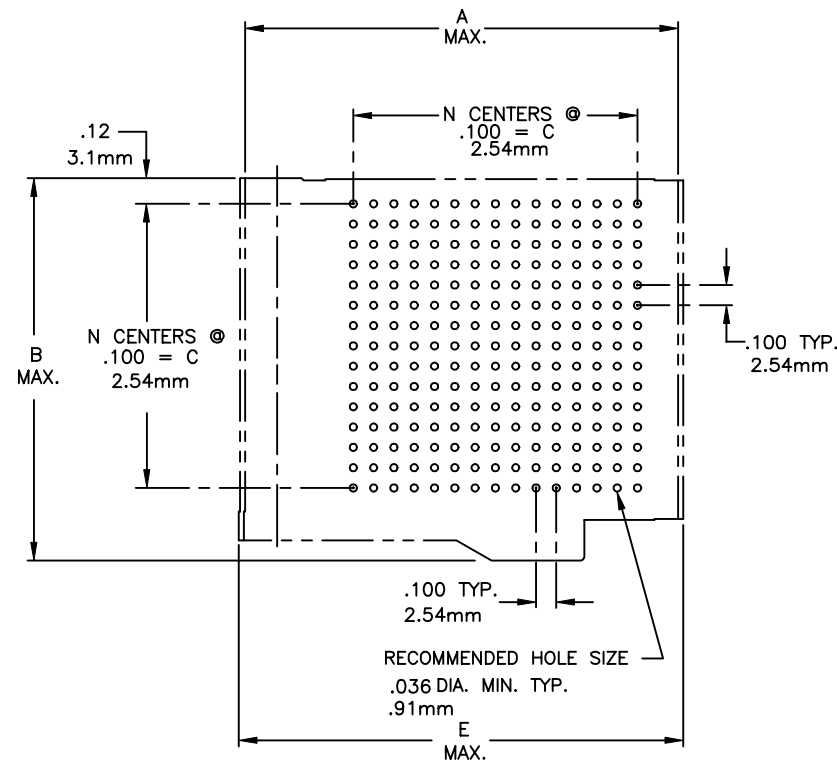
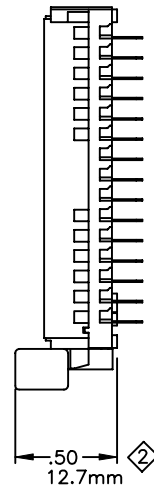
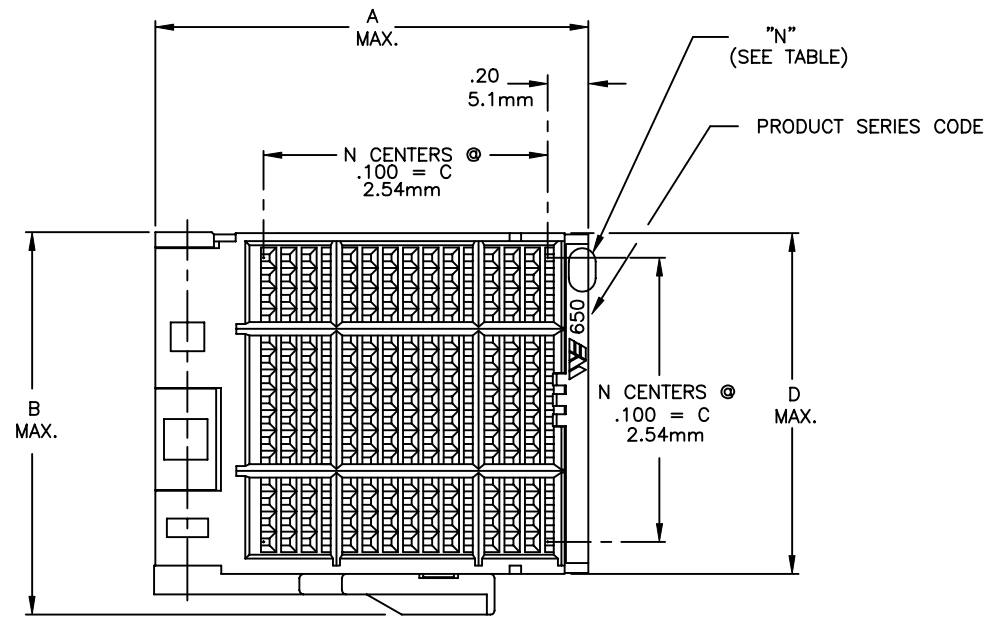
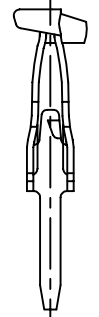


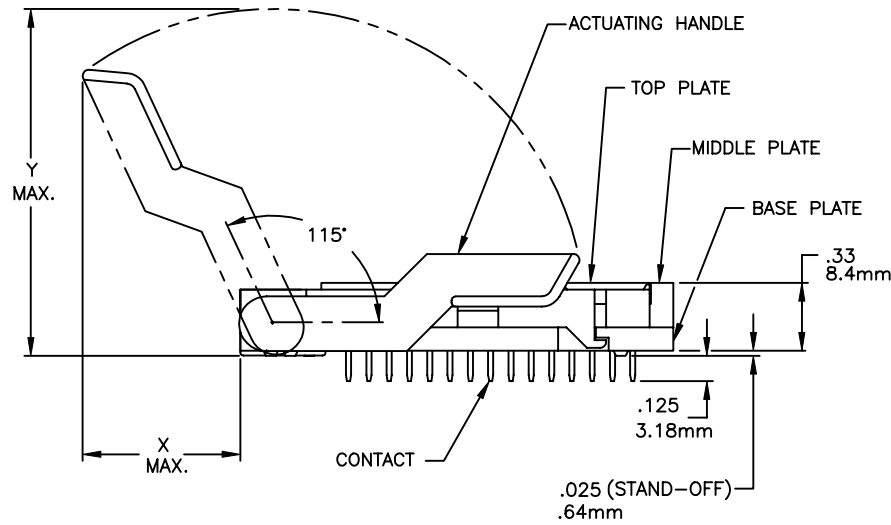
A	C	P	REV	DATE	BY	ECN #	REV	DATE	BY	ECN #	REV	DATE	BY	ECN #
X	X	-	A1	2-20-96	CP	96-0135	B	08-06-98	CP	98-0735	B1	6-27-00	KM	00-0271



TYPICAL PACKAGE OUTLINE AND FOOTPRINT



CONTACT SCALE 8:1



PART NUMBER	MATRIX	A	B	C	D	E	N	X	Y	SUB-ASSEMBLY	CONTACTS
650-21XXXXX	21 X 21	2.76 (70.1mm)	2.51 (63.8mm)	2.00 (50.8mm)	2.30 (58.4mm)	2.78 (70.6mm)	21	1.08 (27.4mm)	2.39 (60.7mm)	65021	113900X
650-20XXXXX	20 X 20	2.66 (67.6mm)	2.41 (61.2mm)	1.90 (48.3mm)	2.20 (55.9mm)	2.68 (68.1mm)	20	1.08 (27.4mm)	2.39 (60.7mm)	65020	113900X
650-19XXXXX	19 X 19	2.56 (65.0mm)	2.31 (58.7mm)	1.80 (45.7mm)	2.10 (53.3mm)	2.58 (65.5mm)	19	1.08 (27.4mm)	2.39 (60.7mm)	65019	113900X
650-18XXXXX	18 X 18	2.46 (62.5mm)	2.21 (56.1mm)	1.70 (43.2mm)	2.00 (50.8mm)	2.48 (63.0mm)	18	1.08 (27.4mm)	2.39 (60.7mm)	65018	113900X
650-17XXXXX	17 X 17	2.36 (59.9mm)	2.11 (53.6mm)	1.60 (40.6mm)	1.90 (48.3mm)	2.38 (60.5mm)	17	.96 (24.4mm)	2.07 (52.6mm)	65017	113900X
650-16XXXXX	16 X 16	2.26 (57.4mm)	2.01 (51.1mm)	1.50 (38.1mm)	1.80 (45.7mm)	2.28 (57.9mm)	16	.96 (24.4mm)	2.07 (52.6mm)	65016	113900X
650-15XXXXX	15 X 15	2.16 (54.9mm)	1.91 (48.5mm)	1.40 (35.6mm)	1.70 (43.2mm)	2.18 (55.4mm)	15	.96 (24.4mm)	2.07 (52.6mm)	65015	113900X
650-14XXXXX	14 X 14	1.98 (50.3mm)	1.80 (45.7mm)	1.30 (33.0mm)	1.59 (40.4mm)	2.01 (51.1mm)	14	.80 (20.3mm)	1.73 (43.9mm)	65014	113900X
650-13XXXXX	13 X 13	1.88 (47.8mm)	1.70 (43.2mm)	1.20 (30.5mm)	1.49 (37.9mm)	1.91 (48.5mm)	13	.80 (20.3mm)	1.73 (43.9mm)	65013	113900X
650-12XXXXX	12 X 12	1.78 (45.2mm)	1.60 (40.6mm)	1.10 (27.9mm)	1.39 (35.3mm)	1.81 (46.0mm)	12	.80 (20.3mm)	1.73 (43.9mm)	65012	113900X
650-11XXXXX	11 X 11	1.68 (42.7mm)	1.50 (38.1mm)	1.00 (25.4mm)	1.29 (32.8mm)	1.71 (43.4mm)	11	.67 (17.0mm)	1.43 (36.3mm)	65011	113900X
650-10XXXXX	10 X 10	1.58 (40.1mm)	1.40 (35.6mm)	.90 (22.9mm)	1.19 (30.2mm)	1.61 (40.9mm)	10	.67 (17.0mm)	1.43 (36.3mm)	65010	113900X

- AFTER ASS'Y CONTACT TAILS MUST MEET POSITIONAL TOL. PER PIN GAGE T-0416. 1
- MATERIAL:
CONTACT: BERYLLIUM COPPER ALLOY.
HOUSING ASSEMBLY: UL 94 V-0 RATED HIGH TEMP.
- FINISH:
CONTACT: SELECT GOLD OVER NICKEL UNDERPLATE IN CONTACT AREA (Au.000030 THK./Ni.000050 THK. MINIMUM)
TIN/LEAD (Sn90/Pb10) OVER NICKEL UNDERPLATE IN TAIL AREA (Sn/Pb.000150 THK./Ni.000050 THK. MINIMUM)
- PRODUCT IS AVAILABLE IN SIZES RANGING FROM 10 X 10 THRU 21 X 21 INCLUSIVE. FULLY POPULATED OR CUSTOM MATRICES ARE AVAILABLE. TYPICAL ASSEMBLY SHOWN IN 15 X 15 FORMAT.
- KEYING PLUGS P/N 099-007-001 ARE AVAILABLE FOR POLARIZATION OF MATRICES.
- "mm" DENOTES METRIC DIMENSIONS IN MILLIMETERS.

LEGEND		ITEM	PART NUMBER	QTY	DESCRIPTION
1	CRITICAL	THIS DOCUMENT CONTAINS PROPRIETARY INFORMATION THAT IS THE SOLE PROPERTY OF WELLS-CTI. THIS INFORMATION IS TO BE HELD BY ITS RECIPIENT ON A CONFIDENTIAL BASIS, AND IS NOT TO BE DISCLOSED TO OTHERS OR USED WITHOUT WRITTEN CONSENT OF WELLS-CTI.	MATERIAL/FINISH	DRAWN	WELLS-CTI <small>South Bend Indiana USA</small> A subsidiary of PCD Inc.
2	TOTAL NO. OF 1 USED		4 5	HOHULIN	
			REFERENCE	CHECKED	PART NAME
			650/651	KEN M.	650 PGA LEFT-HAND ACTUATION
			TOLERANCES	ENGINEER	
			.XX ±.01 ±0.3mm	TL	PART NUMBER
			.XXX ±.005 ±0.13mm	DATE	650-XXXXXXX
			.XXX ±.005 ±0.13mm	02-22-91	REV
			ANGLE ±1°	DATE	B1
				02-22-91	SCALE
				DATE	SCALE
				3-6-91	UNITS: in [mm]
					CAD NUMBER
					650
					SHEET 1 OF 1