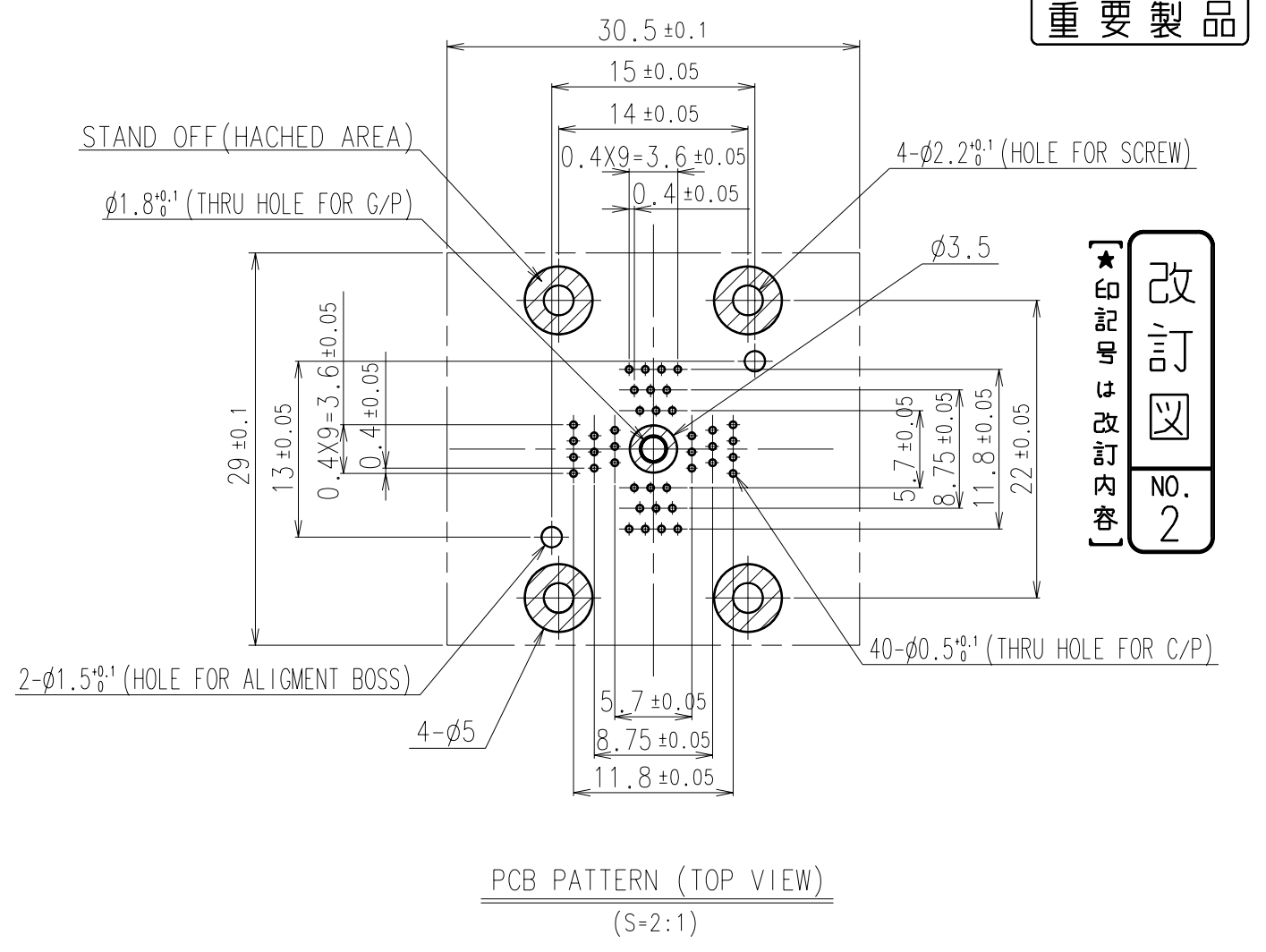
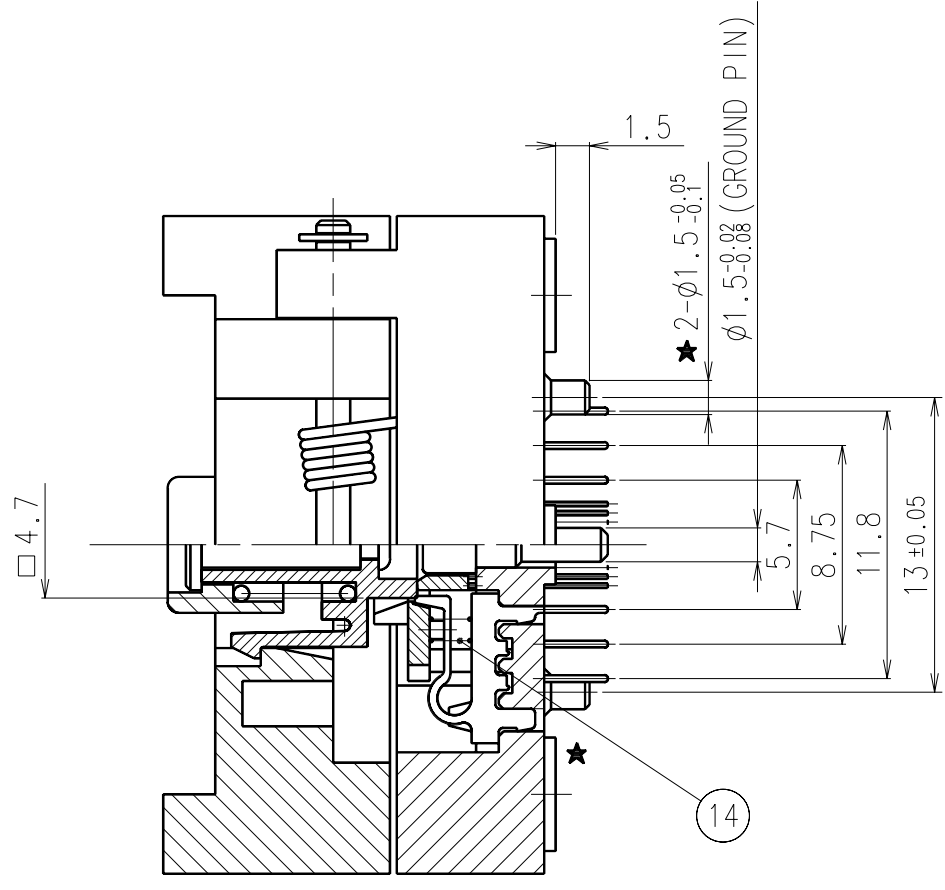
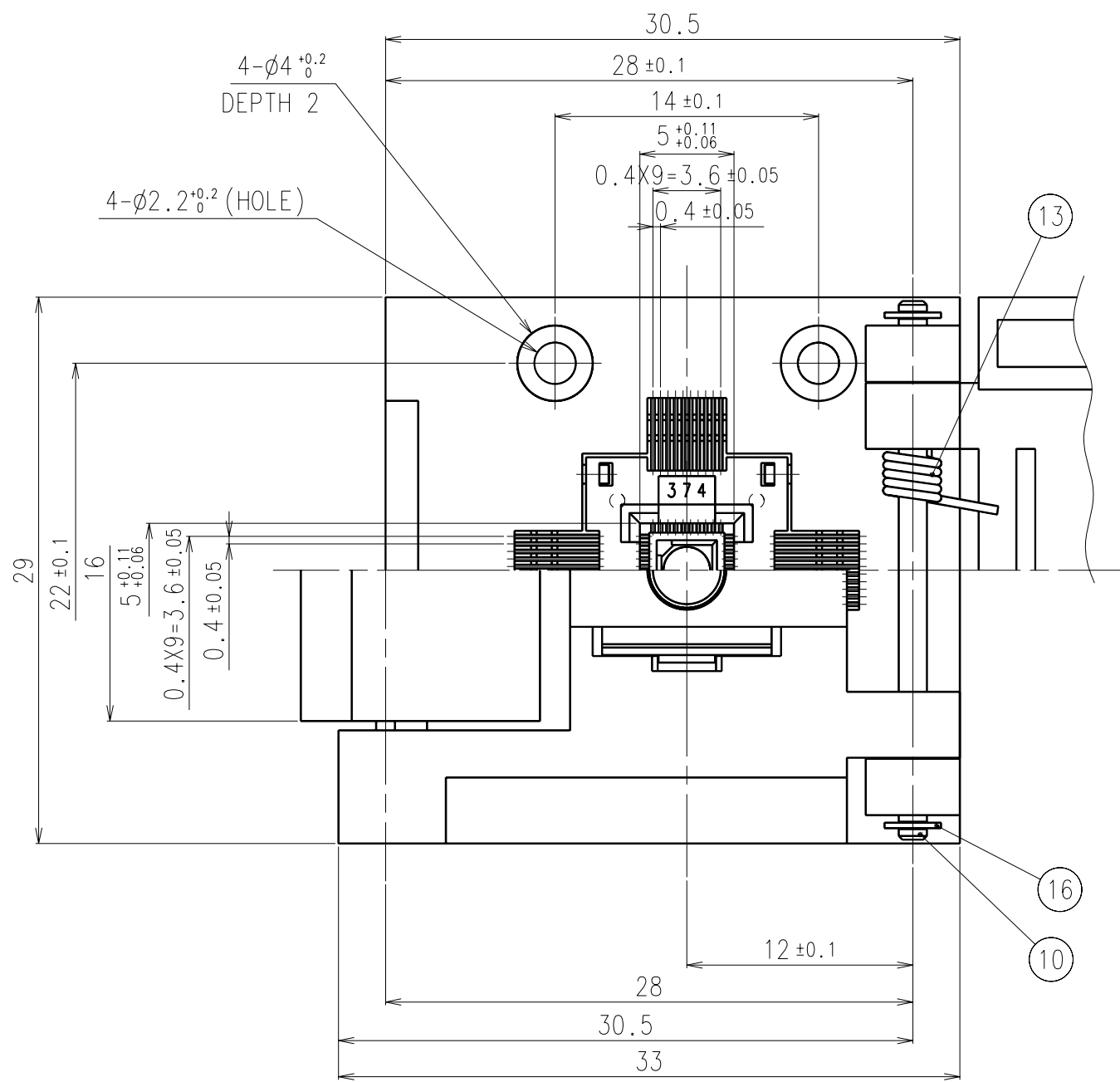


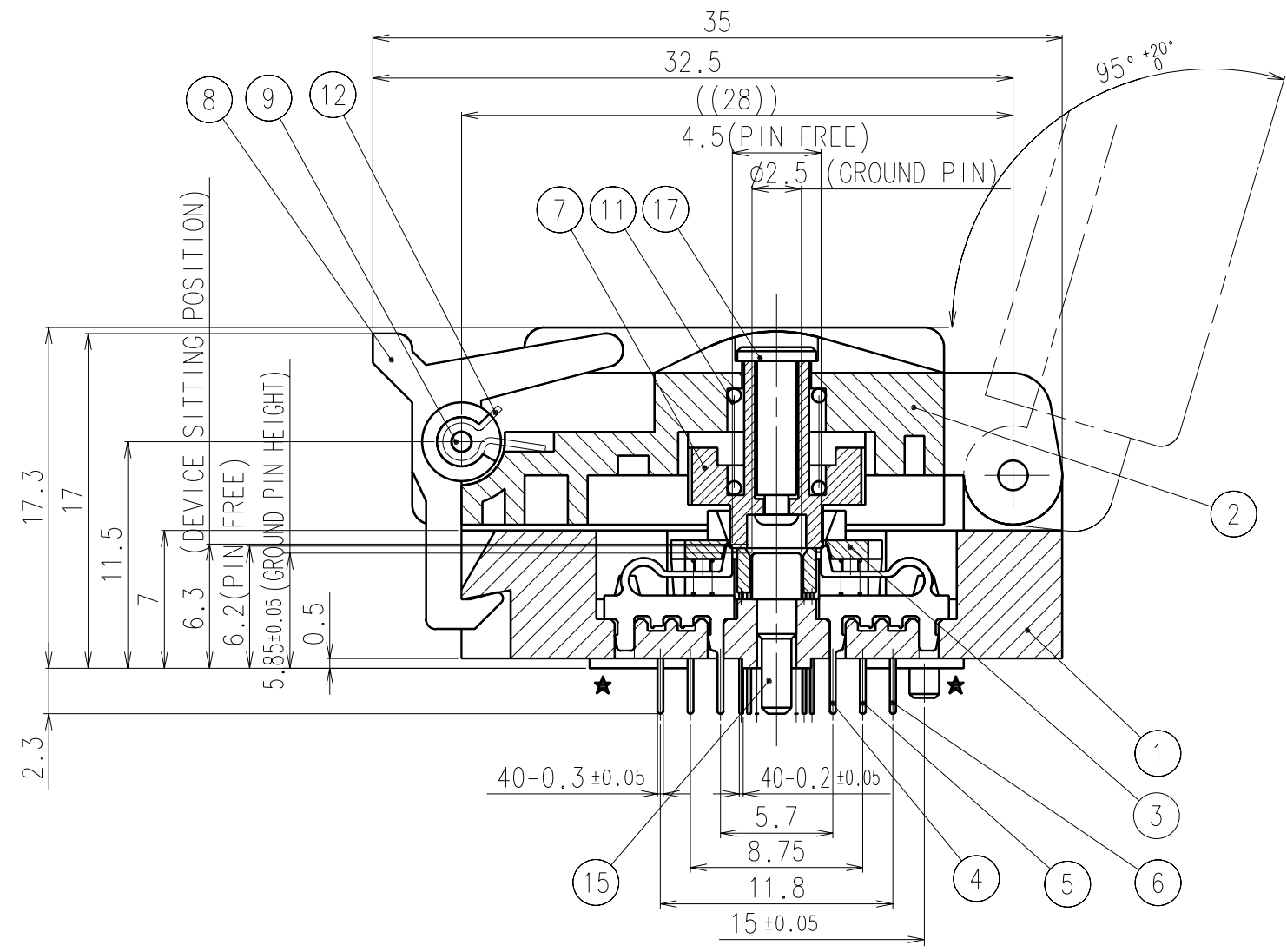
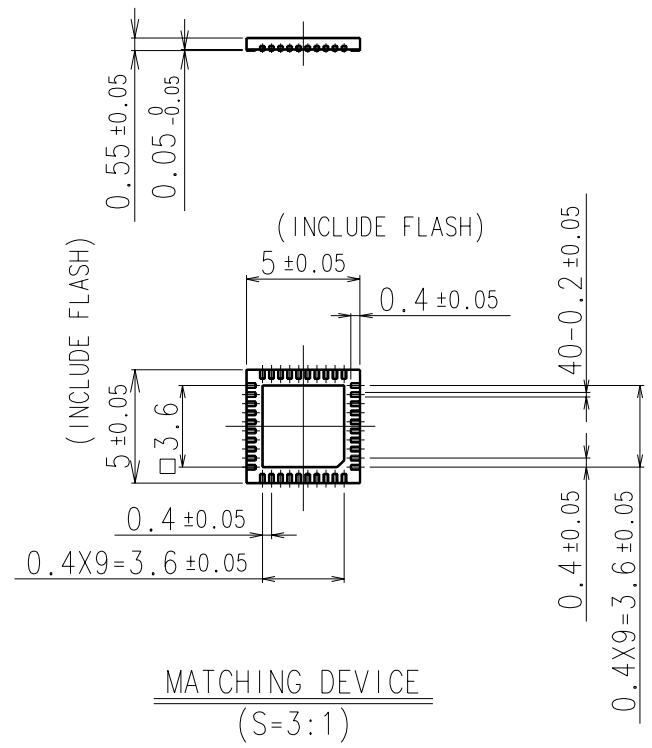
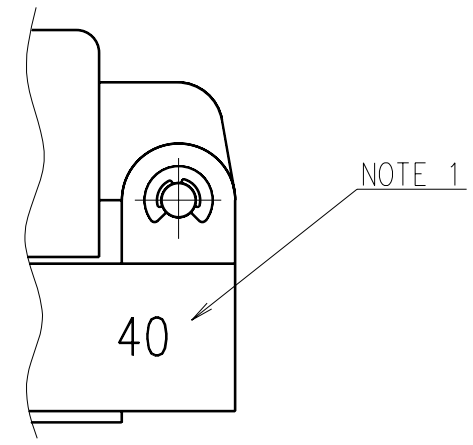
★印記号は改訂内容
改訂図
NO. 2

A
B
C
D
E
F

A
B
C
D
E
F



- NOTES
- 1) MARK PIN COUNT WITH LASER MARK.
 - 2) Under the any humidity involved testing, the socket MUST be fixed on the BIB with provided screws.



SPECIFICATION 仕様	
CONTACT RESISTANCE 接触抵抗	50mΩ or less at 10mA (INITIAL)
DIELECTRIC WITHSTANDING VOLTAGE 耐电压	400 V.A.C for 1 minute
INSULATION RESISTANCE 絶縁抵抗	1000 MΩ or more at 500V.D.C
OPERATING TEMPERATURE 使用温度	-65℃~150℃
RETENTION FORCE 端子抜け強度	0.5kg for 1 minute
INSERTION 寿命	10000 cycle (MECHANICAL)

ESP CONFIDENTIAL

★
★
★

20	COTS	55-113-131-01	HEX. THIN NUT M2	SUS	4	SHIP WITH SOCKETS
19	COTS	55-113-111-01	SPRING LOCK WASHER 2.0	SUS	4	SHIP WITH SOCKETS
18	COTS	55-113-009-01	PAN HEAD SCREW M2XL10	SUS	4	SHIP WITH SOCKETS
17	QFN-40-0.4-001-05	56-111-287-01	RIVET	SUS	1	
16	COTS	55-113-002-01	E-RING(φ1.2)	SUS	2	
15	QFN-40-0.4-001-04	56-111-286-01	GROUND PIN	BRASS	1	Au PLATING
14	OQN-64-0.5-01-09	55-112-892-01	COIL SPRING	SUS	4	FOR FLOATING
13	FP-28-1.27-09-003	55-112-035-01	COIL SPRING	SUS	1	FOR COVER
12	FPQ-64-1.0-01-004	55-112-007-01	COIL SPRING	SUS	1	FOR STOPPER
11	QFN-56-0.5-01-11	55-112-809-01	COIL SPRING	SUS	1	FOR PUSHER
10	QFN-68-0.5-01-10	55-111-834-01	SHAFT	SUS	1	FOR COVER
9	QFN-68-0.5-01-09	55-111-833-01	SHAFT	SUS	1	FOR STOPPER
8	FPQ-64-1.0-01-003	55-299-043-01	STOPPER	PPS	1	
7	QFN-40-0.4-001-03	58-290-375-01	PUSHER	PES	1	
★ 6	QFN-68-0.4-01-05	57-110-099-01	FVHO CONTACT	BeCu	16	
★ 5	QFN-68-0.4-01-04	57-110-098-01	FVGO CONTACT	BeCu	12	
★ 4	QFN-68-0.4-01-03	57-110-097-01	FVFO CONTACT	BeCu	12	
3	QFN-40-0.4-001-02	58-290-374-01	FLOATING	PES	1	
2	QFN-68-0.5-01-05	56-290-835-01	COVER	PES	1	
1	QFN-40-0.4-001-01	58-290-373-01	BODY	PEI	1	
符号 SYM.	顧客品番 CUSTOMER'S PART NO.	図番 DWG. NO.	品名 NAME	材質 MAT'L	個数 Q'TY	備考 REMARKS
機種 USED FOR	顧客品番 CUSTOMER'S PART NO.	一般公差 GENERAL TOLERANCES	±0.3, ±10°	尺度 SCALE	3:1	REV.NO. c
承認者 APPROVED BY	Y.OHASHI	品名 NAME	QFN-40BT-0.4-001-00	IC SOCKET		
検閲者 CHECKED BY	H.SHIMADA					
設計者 DESIGNED BY	H.MIYAZAKI					
製図者 DRAWN BY	K.MISAWA	図番 DRAWING NO.	55-037-112-011			
訂正年月日 DATE	08.10.18	改訂図No.2発行 (変更★印計7箇所)	作成年月日 ISSUED ON	2007/09/12		
訂正箇所 REVISIONS		承認 APP.	担当 SIGN			

c-02-00
A2-PN-SP

L	
K	
J	
I	
H	
G	
F	
E	
D	
C	
B	
A	

部門 枚数
SECTION SHEETS