Enplas

ESP CONFIDENTIAL 株式会社エンプラス 重要製品

改訂図 NO. 1

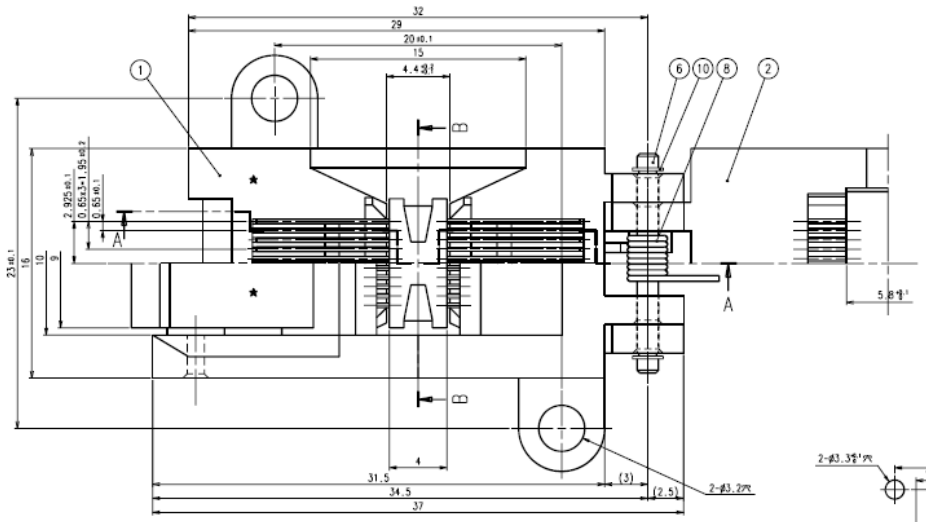

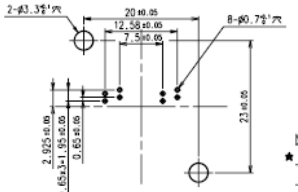

P.C.B PATTERN
(TOP VIEW) (5:2:1)

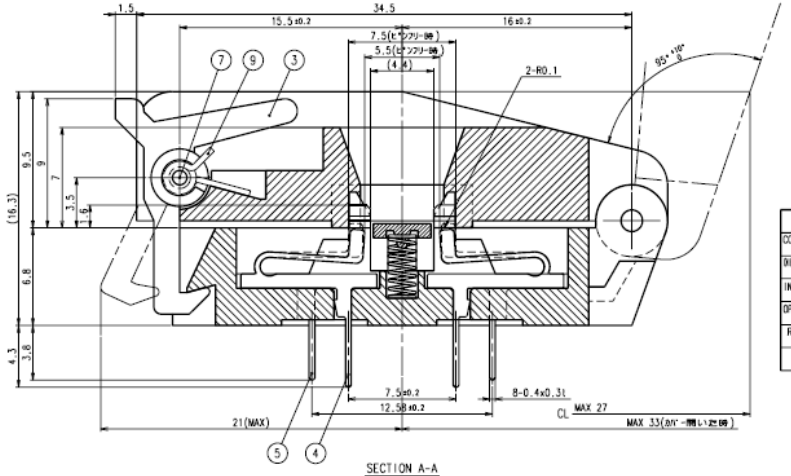

SECTION A-A

NOTES
★1) 手書き図面をCAD化しました。
This drawing is transferred from handwriting.

SPECIFICATION 仕様	
CONTACT RESISTANCE 接触抵抗	50mΩ or less at 10mA(INITIAL)
DIELECTRIC WITHSTANDING VOLTAGE 耐電圧	700 V.A.C for 1 minute
INSULATION RESISTANCE 絶縁抵抗	1000MΩ or more at 500V.D.C
OPERATING TEMPERATURE 使用温度	-65℃~150℃
RETENTION FORCE 端子保持強度	0.49N(0.5kgf) for 1 minute
INSERTION 寿命	10000 cycle(MECHANICAL)

SYM. 記号	CUSTOMER'S PART NO. 顧客品番	DWG. NO. 図番	NAME 品名	MAT'L 材質	Q'TY 個数	REMARKS 備考
12	FP-16-0.65-01-006	55-112-043-01	RETURN SPRING	SUS	1	
11	FP-16-0.65-01-004	55-299-526-01	FLOATING	PEI	1	
10		55-113-002-01	E-RING	SUS	2	
9	FPQ-64-1.0-01-004	55-112-007-01	STOPPER SPRING	SUS	1	
8	FP-28-1.27-09-003	55-112-035-01	COVER SPRING	SUS	1	
7	FP-16-0.65-01-005	55-111-089-01	STOPPER SHAFT	SUS	1	
6	FPQ-32-0.6-02-004	55-111-039-01	SHAFT	SUS	1	
5	FP-16-C006	55-110-269-01	FP用C/P BDO	BeCup	4	
4	FP-16-C005	55-110-268-01	FP用C/P BCO	BeCup	4	
3	FP-16-0.65-01-003	55-299-523-01	STOPPER	PPS	1	
2	FP-20-0.65-01-002	55-299-536-01	COVER	PEI	1	
1	FP-20-0.65-02-001	55-299-541-01	BODY	PEI	1	

REVISIONS			
2010/05/11	図面No.1発行(★部改訂3箇所)	H.M	H.O

USED FOR 適用品番 | CUSTOMER'S PART NO. 顧客品番 | GENERAL TOLERANCES 一般公差 ±0.3

APPROVED BY 承認者 R.MARUYAMA
CHECKED BY 検図者 H.HANAZAKI
DESIGNED BY 設計者 Y.TOKUSHIGE
DRAWN BY 製図者
ISSUED ON 作成年月日 1989/05/26

NAME 品名 FP-8(20)-0.65-02A IC SOCKET

SCALE 尺度 5:1

DRAWING NO. 図番

b-01-0C
A2-PN-SP